










 <p>Automatic door product list for overseas</p>		Sliding Door							Swing Door	Industrial Door		
		Combined Activation & Safety							Safety		Combined Activation & Safety	
		NEW SSR-3-ER 	3H-IR14 	NEW 3H-IR14TS 	3H-IR14C 	SSR-3 	HR100-CT 	HR100 	HR400 	HTP-20 	SSS-5 	NEW KABUTO 
Detection Method	Infrared	●	●	●	●	●	●	●		●	●	
	Ultrasonic Wave											
	Wireless Switch											
	Safety Beam							●				
	Microwave	●				●					●	
Function	Doorway Monitoring	●				●		●			●	
	High Density Area							●	●		●	
	Wide Area							●			●	
	High Mounting	● 3.5m (11.5ft) Max						● 4.0m (13.12ft) Max			● 6.5m (21.3ft) Max	● 4.7m (15.42ft) Max
	Presence Detection	●	●	●	●	●	●	●	●	●	●	
	Full Color LED	●	●	●	●	●	●	●			●	
	Flat(Internally Mounted)						●					
	Energy Efficiency	●		●		●	●	●			●	●
	Snow Mode	●	●	●	●	●	●	●			●	●
	Self Diagnosis	●	●	●	●	●	●	●	●	●	●	●
	Waterproof	●		●	●	●	●	●		●	●	●
	Direction Detection	●				●	●	●			●	●
	Reflection / Penetration	Reflection							●			
		Penetration							●			
Activation / Safety	Activation + Safety	●	●	●	●	●	●	●		●	●	
	Activation											
	Safety							●	●			
Location	Large-scale Commercial Facility	●				●	●	●		●		
	Small Stores	●	●	●	●	●	●	●	●			
	Transportation	●	●	●	●	●	●	●	●			
	Medical	●	●	●	●	●	●	●	●			
	Public	●	●	●	●	●	●	●				
	Environmental								●		●	
	Educational								●			
	Food Service	●	●	●	●	●	●	●				
	Factory									●	●	●
	Museums	●	●	●	●	●	●	●	●			
	Office Building	●	●	●	●	●	●	●	●			●
	Entertainment	●	●	●	●	●	●	●	●			●
	Residence	●	●	●	●	●	●	●	●			